

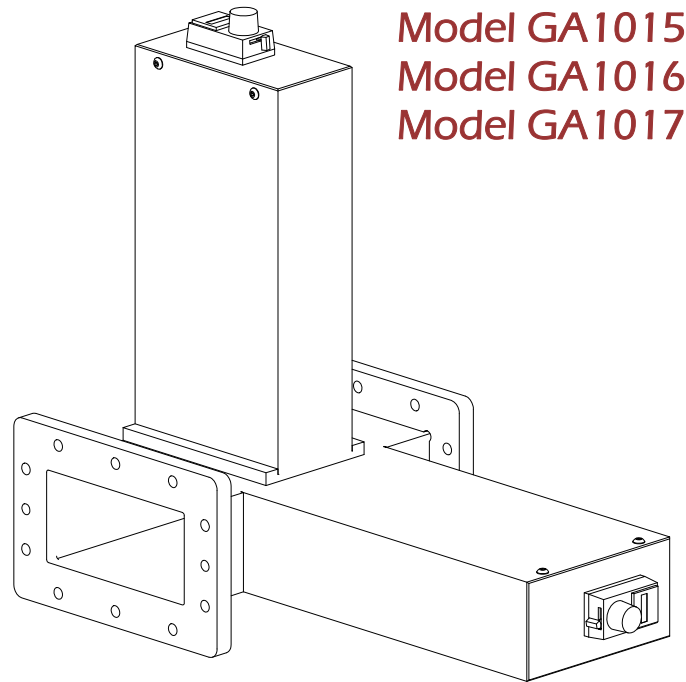
Precision High Power E-H Tuner

GERLING

GAE's family of precision high power E-H tuners are designed for load impedance matching in high power microwave heating systems. These E-H tuners are particularly useful under conditions of combined high power and high VSWR in which conventional stub tuners are more likely to cause voltage breakdown and arcing. The non-contacting sliding plungers of the E-H tuner employ a 1/4-wave choke structure allowing adjustment while under high power operation. The plunger is adjusted by a precision screw assembly which allows ultra-fine tuning and minimizes backlash. A multi-turn dial with digital readout enables precise repeatable positioning. The simple yet rugged design of the E-H tuner makes them ideal for a variety of laboratory, production and OEM applications.

General Specifications:

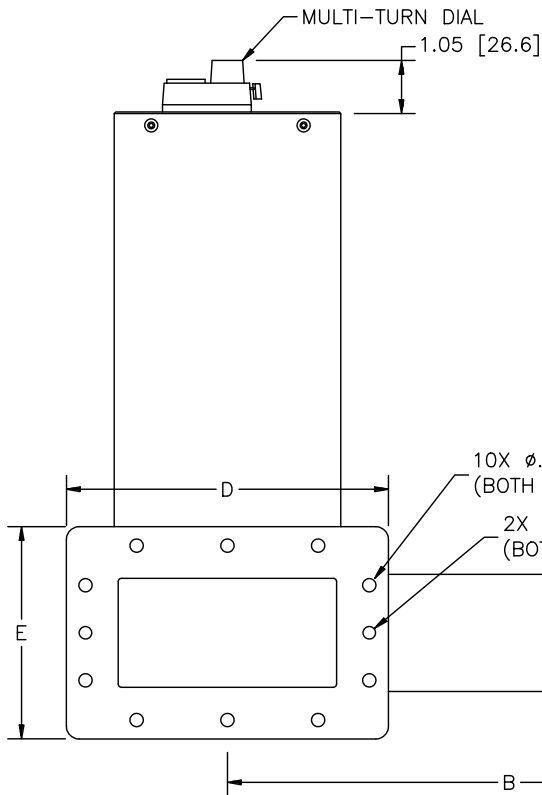
Frequency	2450 MHz +/- 50 MHz		
	<u>GA1015</u>	<u>GA1016</u>	<u>GA1017</u>
Waveguide	WR284	WR340	WR430
Flange	UG1725/U	UG1713/U	UG1711/U
Plunger Travel	4.7 inches (11.9 cm)	3.5 inches (8.9 cm)	3.0 inches (7.6 cm)
Power	6 kW	10 kW	15 kW
	(derate for low loss, high "Q" loads)		
Construction	Dip brazed aluminum waveguide		
Finish	Chemical conversion coating on waveguide, Black textured paint		



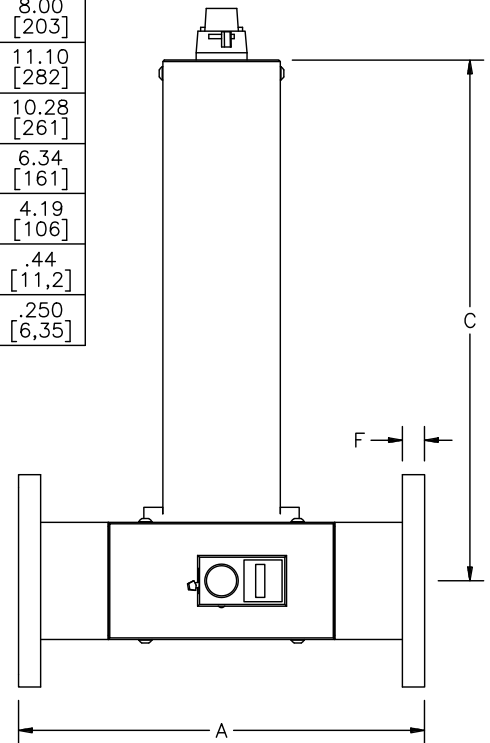
Model GA1017

Options:

- ◆ Heli-Coils or studs on flanges (any combination, except GA1018)
- ◆ Flange interlock switches



DIM	GA1015	GA1016	GA1017
A	6.00 [152]	8.00 [203]	8.00 [203]
B	14.60 [371]	12.00 [305]	11.10 [282]
C	14.10 [358]	11.40 [290]	10.28 [261]
D	4.50 [114]	5.44 [138]	6.34 [161]
E	3.00 [76]	3.75 [95]	4.19 [106]
F	.38 [9,6]	.44 [11,2]	.44 [11,2]
G	NONE	.250 [6,35]	.250 [6,35]



GERLING APPLIED
ENGINEERING, INC.

© 2005-2014 Gerling Applied Engineering, Inc.
PO Box 580816 • Modesto, CA 95358 • USA
Phone: +1-209-527-8960 • Fax: +1-209-527-5385
E-mail: sales@2450MHz.com • Web: www.2450MHz.com